



**KHSAA TITLE IX  
ANNUAL REPORT SUBMISSION  
STATUS REPORT  
2007-2008**

KHSAA  
Form T65  
Revised 3/08

TO: KHSAA Member School Superintendents, Principals, and Athletic Directors

FROM: Brigid L. DeVries, Commissioner  
Larry Boucher, Assistant Commissioner

Date: 4/17/2008

School	Caldwell County	Reviewed by	Jenny McCarty
--------	-----------------	-------------	---------------

The following is a status report regarding the required 2007 - 2008 Title IX Annual Report submission of forms due into the KHSAA office by April 15, 2008. Appropriate KHSAA Audit Team personnel have reviewed these forms and the following is a summary of this review.

I. Checklist of Forms properly submitted in a satisfactory manner:

<input checked="" type="checkbox"/>	GE 19 (Annual Verification)	<input checked="" type="checkbox"/>	T-35 (Budget Expenses)
<input checked="" type="checkbox"/>	T-1 (Summary Program Chart 1)	<input checked="" type="checkbox"/>	T-36 (Budget Expenses)
<input checked="" type="checkbox"/>	T-2 (Summary Program Chart 2)	<input checked="" type="checkbox"/>	T-41 (Checklist - Overall Interscholastic Program)
<input checked="" type="checkbox"/>	T-3 (Summary Program Chart 3)	<input checked="" type="checkbox"/>	T-60 (Corrective Action Plan)
<input checked="" type="checkbox"/>	T-4 (Summary Program Chart 4)	<input checked="" type="checkbox"/>	T-63 (Interscholastic Survey Results)

II. Status

A.	<input checked="" type="checkbox"/>	2007 - 2008 Forms are satisfactory and no further information or action is necessary at this time.
B.		Errors have been noted with respect to the following forms:
C.		The following forms were omitted and must be submitted by school representatives:
D.		According to the 2007-2008 data, the school appears to be meeting the standards established in: <input type="checkbox"/> Test 1 (Athletic participation is proportionate to enrollment) <input type="checkbox"/> Test 2 (History and continuing practice of program expansion) <input checked="" type="checkbox"/> Test 3 (Full and effective accommodation of interests and abilities)
E.	<input checked="" type="checkbox"/>	Other Recommendation and Comments: <ul style="list-style-type: none"> <li>• All calculations are correct and report is in good order.</li> <li>• Thanks for your hard work!</li> </ul>



**KENTUCKY HIGH SCHOOL ATHLETIC ASSOCIATION  
2007-2008 ANNUAL VERIFICATION OF TITLE IX PROCEDURES**

KHSAA Form GE19  
Rev.12/07

(To be submitted by April 15, 2008 along with other required forms)

The Caldwell County High School,  
(Name of High School)

Princeton, Kentucky  
(City)

certifies to the Kentucky High School Athletic Association that the following is an accurate and true representation of the facts surrounding compliance with 20 U.S.C. Sections 1681-1688, et. Seq. (also known as Title IX)

**I certify the following provisions in accordance with records at the school contained in the permanent Title IX file, at least one copy of which must be maintained in the Principal's office, and to the best of my knowledge have completed the following tasks.**

Established a gender equity committee at the high school. (list committee personnel and provide attachment if necessary)

Name	Address	Phone	Title
David Barnes	104 Meadowbrook Drive	270/365/8085	Athletic Director
Glen Ringstaff	300 Dogwood Lane	270/365/8010	Principal
Kim Farmer	420 East Sulphur Road	270/365/9623	Boys & Girls Tennis Coach
Ford Branch Sr.	307 Holly Lane	270/365/9756	School Board Member
Quinn Sutton	1306 State Route 93 S, Eddyville Ky	270/388/4015	Title XI Programs Coordinator
Connie Brandon	1203 Nancy Drive	270/365/3134	Cheerleading Coach
Stephanie Crick	1040 Daniel Boone Rd. Nortonville	270/669/2355	Girls Head Basketball Coach
Bradley Stallins	309 Cardinal Lane	270/625/2759	Baseball Coach
Will Barnes	104 Meadowbrook Drive	270/365/8085	11 <sup>th</sup> Grade Male Athlete
Katherine Farmer	420 East Sulphur Road	270/365/9623	11 <sup>th</sup> Grade Female Athlete

Scheduled a minimum of three meetings during the 2007-2008 school year on the following dates:

X	August 7, 2007
X	November 6, 2007
X	April 23, 2008

Designated the following person(s) as the Title IX coordinator for the school:


Name	Title	Address	Phone
David Barnes	Athletic Director	104 Meadowbrook Dr	270/365/8085

Designated the following person(s) as the Title IX coordinator for the district:

Name	Title	Address	Phone
Quinn Sutton	Asst. Superintendent	1306 State Rt. 93 S	270/388/4015


School personnel are continuing to make periodic reviews of the boys' and girls' athletics program reflected in the Corrective Action Plan.

In addition to the above information, the above referenced school maintains a complete permanent file relative to Title IX records including copies of the self-assessment audit, all corrective action plans, and other related materials.

  
Principal's Signature

4-2 2008  
Date

  
Superintendent Signature

  
School Board Chairpersons' Signature

*(Send original copy to KHSAA - Maintain duplicate in Title IX school folder)*

**2007-2008**  
**ACCOMMODATION OF INTERESTS AND ABILITIES**  
**SUMMARY PROGRAM CHART 1**

KHSAA  
Form T1  
Rev.12/07

**Participation Opportunities Test One**

		(Column 1)	(Column 2)	(Column 3)	(Column 4)
	Program	Enrollment	Percentage of Total Enrollment	Number of Interscholastic Participants (double and triple count)	Percentage of Total Participation
Row 1	GIRLS	297	51%	162*	39.7%
Row 2	BOYS	285	49%	246*	60.3%
Row 3	Totals	582	100%	408*	100%

Instructions:

\*Number of 8<sup>th</sup> grade students & below used in Column 3 and Column 4 calculations if applicable: **37 Males & 37 Females – 74 Total**

- 1) Determine the total number of girls enrolled, (place in Row 1, Column 1). Determine the total number of boys enrolled, (place in Row 2, Column 1).
- 2) Add the total number of girls and boys enrolled to determine total enrollment, (place in Row 3, Column 1).
- 3) Calculate the percentage of total enrollment that is female. (Divide Row 1, Column 1 by Row 3, Column 1 and place in Row 1, Column 2.) Calculate the percentage of total enrollment that is male. (Divide Row 2, Column 1 by Row 3, Column 1 and place in Row 2, Column 2.) Note: Row 1, Column 2 plus Row 2, Column 2 should total 100%.
- 4) Ask the head coaches to review the most updated eligibility or squad lists for their teams. Ask coaches to confirm the names of those individuals who are on the team as of the first **date of regular season competition**, and cross out the names of those who were cut from the team or quit the team prior to the first regular season competitive event. Determine the total number of interscholastic athletics participants that are girls, (and place in Row 1, Column 3). In order to determine the total number of athletics participants, an individual should be counted each time he or she participates on a team. For example, if Jane Doe competes on the varsity volleyball team, the junior varsity volleyball team, the junior varsity basketball team, and the varsity softball team, she should be counted as four participants (**do not include club or intramural sports participants, cheerleaders, dance teams, or pom squads**). Calculate the same way for boys and girls. \* In addition, should 8<sup>th</sup> grade students and below play on a Freshman, Junior Varsity, or Varsity team, they should also be counted for each team and sport on which they participate. If applicable, please asterisk the above notation as to how many 8<sup>th</sup> grade students & below are included in the totals.  
Using the same procedure, determine the total number of interscholastic athletic participants that are boys, (and place in Row 2, Column 3). Add Row 1, Column 3 plus Row 2, Column 3 to get total participants and place in Row 3, Column 3.
- 5) Calculate the percentage of female participation. (Row 1, Column 3 divided by Row 3, Column 3 and place in Row 1, Column 4.) Calculate the percentage of male participation. (Row 2, Column 3 divided by Row 3, Column 3 and place in Row 2, Column 4.) Note: Row 1, Column 4 plus Row 2, Column 4 should total 100%.

Note: While being within three percent is not a formal compliance standard; if the percent listed in Row 1, Column 4 is within 3% of Row 1, Column 2, then it provides a good target within which compliance is likely.

Principal's Signature: \_\_\_\_\_

Date: 4-2-08

**2007-2008**  
**ACCOMMODATION OF INTERESTS AND ABILITIES**  
**SUMMARY PROGRAM CHART 2**


KHSAA  
 Form T2  
 Rev. 12/07

**Participation Opportunities Test Two**

		Column 1	Column 2	Column 3	Column 4	Column 5
Program		Number of Teams Currently Offered	Number of Participants	Number of Teams Added Since the beginning of the 2003-2004 School Year	Current Number of Participants for each team added Since the beginning of the 2003-2004 School Year	Percent of Total Participation By Sex Added Since the beginning of the 2003-2004 School Year
<b>GIRLS</b>	Row 1	varsity:	8	92	0	
	Row 2	j.v.:	4	56	1	
	Row 3	frosh:	2	14	1	
	Row 4	total:	14	162	2	23
<b>BOYS</b>	Row 5	varsity:	9	160	0	
	Row 6	j.v.:	4	82	0	
	Row 7	frosh:	1	4	0	
	Row 8	total:	14	246	0	0

- 1) For Column 1, list the number of interscholastic teams offered for girls and boys at each competitive level (varsity, junior varsity, and freshman). For girls, total each of the entries in Rows 1, 2, and 3 into Row 4. For boys, total Rows 5, 6, and 7 into Row 8.
- 2) For Column 2, list the number of participants at each level. For girls, total each of the entries in Rows 1, 2, and 3 into Row 4. For boys, total Rows 5, 6, and 7 into Row 8. **Note:** The totals in Row 4 for girls and in Row 8 for boys must be the same as the totals in Form T-1, Column 3, Rows 1 and 2 respectively.
- 3) For Column 3, list the number of interscholastic teams that have been added in the last five years at each competitive level. Count each team added during the 5 year period only one time. e.g. Girl's junior varsity soccer was added 3 years ago, count the team only once, not 3 times. For girls, total the entries in Rows 1, 2, and 3 into Row 4. For boys, total Rows 5, 6, and 7 into Row 8.
- 4) For Column 4, list the number of participants that are **currently** on each level of the teams that were added in the last five years. If a team was added previously but no longer exists, there are no current participants to be added for that team. For girls, total the entries in Rows 1, 2, and 3 into Row 4. For boys, total Rows 5, 6, and 7 into Row 8.
- 5) For Column 5, calculate the percentage of participants that have been added in the last five years. For girls, take the number in Column 4, Row 4 and divide by the number in Column 2, Row 4. For boys, take the number in Column 4, Row 8 and divide it by the number in Column 2, Row 8.

Note: If the percentage of current participants added in the last five years is 25% or greater, compliance with Test Two may be possible. If less than 25%, then compliance with Test Three should be analyzed. **CAUTION:** 25% is not a formal compliance standard.

Principal's Signature:  Date: 4-2-08

**2007-2008**  
**ACCOMMODATION OF INTERESTS AND ABILITIES**  
**SUMMARY PROGRAM CHART 3**

KHSAA  
 Form T3  
 Rev. 12/07

**Participation Opportunities Test Three**

FOR ANY QUESTION ANSWERED "YES" IDENTIFY THE RESPECTIVE SPORT(S).

	GIRLS (Yes / No)		BOYS (Yes / No)
1. For a sport <u>not</u> currently offered in your interscholastic athletics program, is there sufficient interest to form a viable interscholastic team based on participation on an intramural team.	NO		NO
2. For a sport <u>not</u> currently offered, is there sufficient interest, based on the responses to your most recent Student Interest Survey, to form a viable interscholastic team for a sport not currently offered. If yes, what sport?	NO		NO
3. For a sport currently offered at the junior varsity or freshman level is there sufficient interest, based on your most recent Student Interest Survey, to form a varsity team not currently offered?	NO		NO
4. For a sport currently offered at the varsity level only, is there sufficient interest, based on your most recent Student Interest Survey, to form a viable team for a junior varsity or freshman team that is not currently offered?	No		NO
5. If you answered YES to question (1), (2), (3), or (4), are there enough high schools in the geographic area offering the sport (at the appropriate level) to allow for the development of a reasonable schedule of competition?			

Plans to Address Interest:

Principal's Signature :  Date: 4-2-08

**2007-2008**  
**ACCOMODATION OF INTERESTS AND ABILITIES**  
**SUMMARY PROGRAM CHART 4**

**Levels of Competition Test One**

		Column 1	Column 2	Column 3
Girls	Team Levels	Number of Teams Currently Offered	Number of Participants	Percentage of Participants at Each Level
Row 1	varsity:	8	92	56.8%
Row 2	j.v.:	4	56	34.6%
Row 3	frosh:	2	14	8.6%
Row 4	total:		162	100%
<b>Boys</b>				
Row 5	varsity:	9	160	65.04%
Row 6	j.v.:	4	82	33.33%
Row 7	frosh:	1	4	1.63%
Row 8	total:		246	100%

- 1) Column 1, list the number of interscholastic teams offered for girls and boys at each competitive level; varsity, junior varsity, and freshman. (Refer to Form T-2, Accommodation of Interests and Abilities, Summary Program Chart 2, Column 1.)
- 2) For Column 2, list the number of participants at each level. For girls, total the entries in Rows 1, 2, and 3 into Row 4. For boys, total the entries in Rows 5, 6, and 7 into Row 8. (Refer to Form T-2, Accommodation of Interests and Abilities, Summary Program Chart 2, Column 2.)
- 3) For Column 3, calculate the percentage of female and male participants at each level.  
For girls' varsity, junior varsity, and frosh, respectively:
  - Divide Column 2, Row 1 by Column 2, Row 4, and place the percentage in Column 3, Row 1
  - Divide Column 2, Row 2 by Column 2, Row 4, and place the percentage in Column 3, Row 2.
  - Divide Column 2, Row 3 by Column 2, Row 4, and place the percentage in Column 3, Row 3.
 For boys' varsity, junior varsity, and frosh, respectively:
  - Divide Column 2, Row 5 by Column 2, Row 8, and place the percentage in Column 3, Row 5.
  - Divide Column 2, Row 6 by Column 2, Row 8, and place the percentage in Column 3, Row 6.
  - Divide Column 2, Row 7 by Column 2, Row 8, and place the percentage in Column 3, Row 7.

Principal's Signature: \_\_\_\_\_

Date: 4-2-08


2007-2008

**ACTUAL EXPENDITURES - PROGRAM COMPARISON CHART 1  
TO INCLUDE BOOSTER CLUB FUNDING**

	equipment and supplies		travel		awards		coaches' salaries (to include supplemental and extended employment; dollar amount required)		facilities improvements		publications (if sport-specific)	
	Expenditures		Expenditures		Expenditures		Expenditures		Expenditures		Expenditures	
	School	Booster	School	Booster	School	Booster	School	Booster	School	Booster	School	Booster
G basketball	\$1991.00	\$1100.00	\$3007.00	\$0.00	\$198.00	\$0.00	\$11,000.00	\$0.00	\$2194	\$0.00	\$0.00	\$0.00
B basketball	\$3664.00	\$1680.00	\$1967.00	\$0.00	\$840.00	\$0.00	\$11,500.00	\$0.00	\$2194	\$0.00	\$0.00	\$0.00
G softball	\$1089.00	\$228.00	\$1383.00	\$0.00	\$0.00	\$0.00	\$4500.00	\$0.00	\$0.00	\$0.00	\$0.00	\$0.00
B baseball	\$1462.00	\$2442.00	\$620.00	\$0.00	\$0.00	\$0.00	\$5500.00	\$0.00	\$0.00	\$0.00	\$0.00	\$0.00
G cross country	\$119.00	\$75.00	\$68.00	\$0.00	\$0.00	\$0.00	\$1000.00	\$0.00	\$0.00	\$0.00	\$0.00	\$0.00
B cross country	\$119.00	\$75.00	\$68.00	\$0.00	\$0.00	\$0.00	\$1000.00	\$0.00	\$0.00	\$0.00	\$0.00	\$0.00
G golf	\$146.00	\$183.00	\$227.00	\$0.00	\$0.00	\$0.00	\$1000.00	\$0.00	\$0.00	\$0.00	\$0.00	\$0.00
B golf	\$146.00	\$183.00	\$0.00	\$0.00	\$0.00	\$0.00	\$1000.00	\$0.00	\$0.00	\$0.00	\$0.00	\$0.00
G soccer	\$1401.00	\$461.00	\$24.00	\$0.00	\$191.00	\$0.00	\$4500.00	\$0.00	\$6237	\$0.00	\$0.00	\$0.00
B soccer	\$2940.00	\$1220.00	\$11.00	\$0.00	\$196.00	\$0.00	\$5300.00	\$0.00	\$6237	\$0.00	\$0.00	\$0.00
G swimming	NA	NA	NA	NA	NA	NA	NA	NA	NA	NA	NA	NA
B swimming	NA	NA	NA	NA	NA	NA	NA	NA	NA	NA	NA	NA

1. Total expenditures on T-35 and T-36 on the 2007-2008 year report due by April 15, 2008, should reflect the total monies spent (rounded off to nearest dollar) for the entire school year of 2006-2007 ending June 30, 2007.

2. Booster Club Funding/Contributions must be included in the above expenditures total. (Note: It is illegal for coaches to be paid by Booster Clubs - Reference KHSAA Bylaw 27)

Principal's Signature:  Date: 4-2-08



2011.008

**ACTUAL EXPENDITURES - PROGRAM COMPARISON CHART 2  
TO INCLUDE BOOSTER CLUB FUNDING**

	equipment and supplies		travel		awards		coaches' salaries (to include supplemental and extended employment; dollar amount required)		facilities improvements		publications (if sport-specific)	
	Expenditures		Expenditures		Expenditures		Expenditures		Expenditures		Expenditures	
	School	Booster	School	Booster	School	Booster	School	Booster	School	Booster	School	Booster
G track	\$1042.00	\$0.00	\$88.00	\$0.00	\$359.00	\$0.00	\$1500.00	1	\$11166	\$0.00	\$0.00	\$0.00
B track	\$1042.00	\$0.00	\$88.00	\$0.00	\$359.00	\$0.00	\$1500.00	1	\$11166	\$0.00	\$0.00	\$0.00
G tennis	\$1322.00	\$0.00	\$248.00	\$0.00	\$25.00	\$0.00	\$1900.00	1	\$0.00	\$0.00	\$0.00	\$0.00
B tennis	\$1144.00	\$0.00	\$0.00	\$0.00	\$84.00	\$0.00	\$1900.00	1	\$0.00	\$0.00	\$0.00	\$0.00
G volleyball	\$2791.00	\$1288.00	\$0.00	\$0.00	\$536.00	\$0.00	\$5300.00	2	3	\$5895	\$0.00	\$0.00
B wrestling	\$171.00	\$1000.00	\$1481.00	\$0.00	\$519.00	\$0.00	\$4800.00	2	1	\$0.00	\$0.00	\$0.00
B football	\$15,639	\$3321.00	\$2753.00	\$0.00	\$631.00	\$0.00	\$18,000	5	2	\$10816	\$0.00	\$0.00

- Total expenditures on T-35 and T-36 on the 2007-2008 year report due by April 15, 2008, should reflect the total monies spent (rounded off to nearest dollar) for the entire school year of 2006-2007 ending June 30, 2007.
- Booster Club Funding/Contributions must be included in the above expenditures totals. Indicate percentage of total expenditures for each gender: (If disparities are obvious, list on your Corrective Action Plan (T-60) what action you will take to correct the problem).

Gender	Expenditures	Percentage
Boys	\$126,778.00	63%
Girls	\$75,782.00	37%
<b>Total:</b>	<b>\$202,560.00</b>	<b>100%</b>

*[Handwritten Signature]*

Principal's Signature: \_\_\_\_\_

Date: 4-2-08



## 2007-2008 KHSAA TITLE IX ATHLETICS AUDIT

KHSAA  
Form T41  
Rev. 12/07

### Checklist - Overall Interscholastic Athletics Program

**DIRECTIONS:**

For the Areas of Compliance (Opportunities and Benefits) listed on the left hand side of the page, place a checkmark under the appropriate column identifying whether your school provided an advantage to the Girls' Program, or to the Boys' Program or to Neither Program. A review of T-35 and T-36 spending patterns might be helpful in completing this form.

Areas of Compliance:	ADVANTAGE TO:		
	GIRLS' PROGRAM	BOYS' PROGRAM	NEITHER PROGRAM
<b>OPPORTUNITIES</b>			
Accommodation of Interest and Abilities			X
<b>BENEFITS</b>			
Equipment and Supplies		X	
Scheduling of Games and Practice Time			X
Travel and Per Diem Allowances			X
Coaching			X
Locker Rooms, Practice and Competitive Facilities		X	
Medical and Training Facilities and Services			X
Publicity			X
Support Services			X
Athletic Scholarships			X
Tutoring			X
Housing and Dining Facilities and Services			NA
Recruitment of Student Athletes			NA

If an advantage is shown, corrective action should be shown on T-60 (Corrective Action Plan).

Principal's Signature: \_\_\_\_\_

Date: \_\_\_\_\_

4-2-08

**2007-2008**  
**TITLE IX**  
**CORRECTIVE ACTION PLAN**

**DIRECTIONS:**

1. For Column 1, indicate the intended area (Opportunities or Benefits) which needs corrective action in order to achieve gender equity. For Column 2, write the suggested change or activities that will correct the area in need of alteration. For Column 3, include the estimated completion date for the changes or activities.
2. It is possible to attain compliance with Title IX and no longer need "corrective" action. However, the KHSAA strongly encourages compliant schools to identify items for improvement (Column 1), activities to accomplish the improvement (Column 2) and a timetable for completion (Column 3) that will strengthen the athletic program.
3. You may copy this form as needed. Please attach corrective action plans along with audit forms and submit by April 15, 2008.

COLUMN 1 ITEM FOR CORRECTION/ IMPROVEMENT	COLUMN 2 SUGGESTED CHANGE/ ACTIVITIES	COLUMN 3 TIME TABLE FOR CORRECTIVE ACTION/ AND OR COMPLETION DATE
Travel and Per Diem allowances for both male and female sports.	Monitoring of expenditures for travel of all athletic teams. Broken down per sport.	2009
Installing a Caldwell County High School Athletic Hall of Fame	Recognition of both male and female athletes who have excelled in high school level and or college level in athletics.	2010 - 2011
Installation of new athletic complex for both Male and Female athletes.	Installing of new soccer fields, softball fields, and baseball fields on school grounds.	2012 - 2013
Need for a female weight room / exercise room.	This will give the female athletes the room to workout with other female athletes. It will fulfill a need for the amount of athletes using weight room facilities after school	2014-2015
Shower facility in the Soccer dressing room for girls	Adding of shower facility for girls	2010-2011
Award policy developed for all sports.	Guidelines for awards, banquets, jackets, any type of award given to athletes.	2009

Principal's Signature:  Date: \_\_\_\_\_



**2007-2008 INTERSCHOLASTIC  
ATHLETICS SURVEY**  
Summary of Student Responses

KHSAA  
Form T63  
Rev.12/07

School Name: \_\_\_\_\_

**Enrollment**  
(9-12 Grade): 582 (SHOULD AGREE WITH FORM T-1, COLUMN 1,  
ROW 3)

**Number of 9-11 Grade Students Surveyed:** 417

**Number of 8<sup>th</sup> Grade Students Surveyed:** 145  
3/27/08

Date: \_\_\_\_\_

**David M. Barnes Athletic Director**

Completed By: \_\_\_\_\_

**Instructions:**

1. Summarize the Student Athletics Interest Surveys Form T-61 by listing the total number of responses on the line next to each sport.
2. Under the Other Category please provide a listing of the sports as well as the number of students who are interested in participating.
3. Please sign and date this Summary Form (T-63) and mail this Summary Form only to the KHSAA by April 15, 2008. Do not mail the student surveys (Form T-61). However, these Forms should be maintained in your files in the event they are requested subsequently.

562 Number of Surveys *80%*  
450 Total Returned (*A minimum of 80% return is expected*)  
8-11 Grades Surveyed (*Should be grades 9-11 and 8<sup>th</sup> grade if school has a feeder system*)

How Was The Survey Administered? Advisor / Advisee  
(e.g. was it given in all English classes, or all home rooms, or advisee/advisor?)

**KHSAA Sanctioned Fall Sports** (*List Total Number of Participation Responses*)

8 Cross Country (Girls)  
8 Cross Country (Boys)  
139 Football (Boys)  
9 Golf (Girls)  
12 Golf (Boys)  
34 Soccer (Girls)  
38 Soccer (Boys)  
82 Volleyball (Girls)

**Winter Sport** (*List Total Number of Participation Responses*)

<u>48</u>	Basketball (Girls)
<u>70</u>	Basketball (Boys)
<u>11</u>	Indoor Track (Girls)
<u>14</u>	Indoor Track (Boys)
<u>37</u>	Swimming & Diving (Girls)
<u>15</u>	Swimming & Diving (Boys)
<u>37</u>	Wrestling (Boys)

**Spring Sport** (*List Total Number of Participation Responses*)

<u>141</u>	Baseball (Boys)
<u>52</u>	Fast Pitch Softball (Girls)
<u>28</u>	Tennis (Girls)
<u>29</u>	Tennis (Boys)
<u>20</u>	Track (Girls)
<u>29</u>	Track (Boys)

**Non-KHSAA Championship Sports** (*From Student Survey T-61 Question 10*)

<u>53</u>	Archery
<u>15</u>	Field Hockey
<u>64</u>	Bowling
<u>4</u>	Gymnastics (Boys)
<u>40</u>	Gymnastics (Girls)
<u>53</u>	Ice Hockey
<u>36</u>	Lacrosse (Boys)
<u>32</u>	Lacrosse (Girls)
<u>62</u>	Rifle
<u>47</u>	Rodeo
<u>19</u>	Slow Pitch Softball
<u>20</u>	Volleyball (Boys)
<u>0</u>	Water Polo
<u>41</u>	Weightlifting

**Number of Students who participate in Intramural Sports**  
(*From Student Survey T-61 Question 5*)

<u>Sport</u>	<u>Number</u>
No Intramural Sports Offered	

**List Intramural Sports students are interested in adding:**

*(From Student Survey T-61 Question 6)*

<u>Sport</u>	<u>Number</u>
Dodge Ball	10
Basketball	11
Powder Puff Football	10
Volleyball	7
Flag Football	9

**Participation in Non-School Sports Activities**

*(From Student Survey T-61 Question 7)*

<u>Sport</u>	<u>Number</u>
Indoor Soccer	8
Volleyball	8
Baseball	20


**Reasons for not participating in interscholastic athletics**

*(From Survey Question 8)*

- 36 I prefer other activities such as band, chorus, etc.
- 59 I don't have time
- 6 The practice schedules and game times are inconvenient
- 16 The sport I like isn't offered
- 6 It's too expensive
- 3 I prefer to participate in club or intramural sports
- 51 Working
- 76 Other:

Student Suggestions to encourage participation

1. Add more sports.
2. Encourage more students to participate in sports.
3. If students try out they should make team.
4. Offer more sports.

  
 Principal's Signature

4-2-08  
 Date



350 Beckner Lane  
Princeton, KY 42445  
(270) 365-8010  
(270) 365-9742 Fax

Pat Gates, Athletic Director

Kim Farmer, Assist. Athletic Director

---

---

### **Title IX Responses to Charges from Re-Visit on February 21, 2006**

- 1) **Meal Policy:** Caldwell County High school will not be responsible for athletes meals to and from athletic contests unless the athletes qualify for State Competition. Allowances to the state qualifying athletes will be based on the allowances that the KHSAA Handbook possesses and this \$5.00 per meal per person as long as they remain in competition at the state level.
- 2) **Retirement of Jersey/Uniform Policy:** Caldwell County High School will retire and display any Jersey or uniform of a Caldwell County High School graduate who becomes a Professional Athlete of any kind. The exhibit will take place in the foyer of the Community Activities Building (Gym) and will also possess a picture of that athlete in his/her uniform of that professional team.
- 3) **Written Locker Room Assignments: Basketball** - Girls Basketball Locker Room is located on your right (west side) as you enter from the front of the gymnasium. The Boys Basketball Locker Room is located on your right (east side) as you enter from the front of the gymnasium. The visitor's locker rooms are located on the opposite ends of the gymnasium and next to the concession stand and are also used as physical education locker rooms for both girls and boys.  
**Soccer-** Soccer Dressing rooms are located across the street from the Soccer Field. Boys Soccer Dressing Room is located in the Blue Block Building on Washington Street and as you enter from the front entrance of the Blue Building it is the locker room to the right (north side). Girls Soccer Dressing Room is located in the same building and is the dressing room on the left (south side).

**4) Uniform Policy Rotation for Athletic Teams:**

<u>Year</u>	<u>Sport</u>	<u>Sets</u>	<u>Types of Uniforms</u>
<u>2002-03</u>	Football	1	Blue Jersey/Gold Pant
	Boys/Girls Track	1	Blue Jersey & Short
	Softball	1	Royal Top & Short
	Baseball	1	White Top/Gray Pant
	Volleyball	1	White Top/Blue Short
<u>2003-04</u>	Football	1	White Jersey/Blue Pant
	Boys Soccer	2	Royal/Gold Top/short
	Girls Soccer	2	White/Blue Top/Short
	Volleyball	1	Blue Top only
<u>2004-05</u>	Boys Basketball	1	White Uniforms
	Girls Basketball	1	Royal Uniforms
	Wrestling	1	Royal Singlet
<u>2005-06</u>	Boys Basketball	1	Royal Uniforms
	Girls Basketball	1	White Uniforms
	Baseball	1	Gold Top/White Pant
	Softball	1	Royal Top/Royal Short
<u>2006-07</u>	Football	1	White Jerseys only
	Boys Cross Country	1	Royal Top/Short
	Girls Cross Country	1	Royal Top/Short
	Boys/Girls Track	1	Gold Top/Shorts
	Football	1	Royal Jersey/Gold Pant
<u>2007-08</u>	Boys Soccer	2	H & A Jersey/Shorts
	Girls Soccer	2	H & A Jersey/Shorts
	Volleyball	1	White Top/Shorts
	Wrestling	1	Singlet(Royal)
	Boys Basketball	1	Royal Uniforms
<u>2008-09</u>	Girls Basketball	1	White Uniforms
	Baseball	1	Home Jerseys/Pants
	Softball	1	Home Jerseys/Shorts
	Boys Basketball	1	White Uniforms
	Girls Basketball	1	Royal Uniforms
	Football	1	White Jersey/Royal Pant
<u>2009-10</u>	Football	1	Royal Jersey/Gold Pant
	Boys Soccer	2	H & A Jersey/Short
	Girls Soccer	2	H & A Jersey/Short



**Football, Cross Country, Track, and Tennis Dressing Rooms:** These dressing rooms are located at the Field House located on Beckner Lane just before you get to the high school. Football, Boys Cross Country, Boys Track, and Boys Tennis Dressing Room is located on the East side of the Field House. Girls Cross Country, Girls Track, and Girls Tennis dressing rooms are located on the West side of the Field House. **Volleyball:** Dressing Rooms for Girls Volleyball are located at the Butler Gym on West Main Street. As you enter the Butler gym the dressing rooms for both the Lady Tigers and visitors are located on the right (West) side of the gym. The visitors are the closest to the main entrance and the "Lady Tigers" dressing room is located on the opposite end. **Baseball/Softball Locker Rooms:** There are no specific locker rooms designated for Baseball and softball since both teams play at Legion Park which is located on the south side of Princeton and not on campus.